




## MAIN CHARACTERISTICS

<b>Builder</b>	Fairline
<b>Built Year</b>	2014
<b>Refit Year</b>	2023
<b>Hull Material</b>	GRP
<b>Length</b>	24.30 M / 79'73"
<b>Beam</b>	5.60 M / 18'37"
<b>Draft</b>	1.90 M / 6'23"
<b>Displacement</b>	46.50 tons
<b>Lying</b>	Turkey Bodrum
<b>Registry</b>	England
<b>Tax Status</b>	VAT PAID

**1,990,000 EUR** 2,152,509 USD\*


\* Approximate price conversion

 Address:

3 Rue de la Loge L-1945 Luxembourg

 Contact

Thomas Peltier • P: +352.27.40.99.90 • M: +352.621.326.323

 E-mail:

t.peltier@seastemia.com

## DESCRIPTION

---

This 80 footer flybridge Fairline Squadron, four cabins layout for 8 guests + 1Twin for 2 crews at aft launched in 2014 is an Excellent cruiser for any tailored for long journeys onboard all along the med sea. Aestehically and technically in a superb condition, she is a VAT PAID yacht currently owned by her current Third owner, and carefully maintained by a permanent crew onboard. Stabilized with hydraulic platform and openable hardtop on the flybridge, she received a lots of attention and improvments on the technical side to be nowadays fully ready for her next owner a perfect choice for the coming season.

## SPECIFICATIONS

---

### BOAT DETAILS

<b>Boat Status</b>	Brokerage	<b>Built Year</b>	2014
<b>Refit Year</b>	2023	<b>Lying</b>	Turkey Bodrum
<b>Registry</b>	England	<b>Tax Status</b>	VAT PAID

### CERTIFICATION

<b>Category</b>	B
-----------------	---

### BUILDER / DESIGNER

<b>Builder</b>	Fairline	<b>Model</b>	FAIRLINE SQUADRON 780
<b>Hull Type</b>	Planning Hull	<b>Hull Material</b>	GRP

### DIMENSIONS

<b>Length</b>	24.30 M / 79'73"	<b>Beam</b>	5.60 M / 18'37"
---------------	------------------	-------------	-----------------

## DIMENSIONS

<b>Draft</b>	1.90 M / 6'23"	<b>Displacement</b>	46.50 tons
--------------	----------------	---------------------	------------

## MACHINERY

<b>Engine Maker</b>	Caterpillar	<b>Drive</b>	Shaft
<b>Number of Engines</b>	2	<b>Propulsion Mode</b>	Diesel
<b>Engine(s) power</b>	1,622.00 hp	<b>Engine(s) model</b>	CAT C32
<b>Engine 1 hours</b>	1,420.00 H.	<b>Engine 2 hours</b>	1,420.00 H.
<b>Main Generator Maker</b>	KHOLER	<b>Main Generator Power</b>	22.00 KW
<b>Main Generator Hours</b>	1,240.00 H.	<b>Auxiliary Generator Maker</b>	KHOLER
<b>Auxiliary Generator Power</b>	22.00 KW	<b>Auxiliary Generator Hours</b>	1,260.00 H.
<b>Stabilizer Type</b>	Hydraulic Thins	<b>Stabilizer Maker</b>	SIDE POWER
<b>Water Maker</b>	SEAFARI	<b>Water Maker Flow</b>	200.00 l/H / 52.80 gal/H

## PERFORMANCES

<b>Cruising Speed</b>	21.00 knots	<b>Max Speed</b>	32.00 knots
-----------------------	-------------	------------------	-------------

## PERFORMANCES

<b>Range</b>	460.00 NM	<b>Cruising Speed for Range</b>	24.00 knots
--------------	-----------	---------------------------------	-------------

## TANKAGES

<b>Fuel</b>	5,900.00 liters / 1,557.60 US gals	<b>Water</b>	1,600.00 liters / 422.40 US gals
-------------	------------------------------------	--------------	----------------------------------

## ACCOMODATIONS

<b>Sleeps</b>	8 guests	<b>Berths</b>	4 simple, 2 double
<b>Bathroom</b>	3	<b>Crew</b>	2
<b>Crew Berths</b>	2		

## RECREATIONAL EQUIPMENT

---

Annexe Gala 320 with Suzuki HB20HP -70Hrs






















24.30 M / 79'73"

