

32.62 M / 107'3"




CARACTÉRISTIQUES PRINCIPALES

Builder	
Designer	Zuccon International
Built Year	2011
Length	32.62 M / 107'3"
Beam	7.00 M / 22'96"
Draft	2.37 M / 7'78"
Displacement	147.00 tonnes
Registry	Malte

5,500,000 EUR 6,275,814 USD*


* Conversion approximative

 Adresse:

3 Rue de la Loge L-1945 Luxembourg

 Contact

Thomas Peltier • P: +352.27.40.99.90 • M: +352.621.326.323

 E-mail:

t.peltier@seastemia.com

32.62 M / 107'3"

SPÉCIFICATIONS

DÉTAILS DU BATEAU

Built Year	2011	Registry	Malte
-------------------	------	-----------------	-------

CERTIFICATION

Certification	RINA
----------------------	------

BUILDER / DESIGNER

Builder		Designer	Zuccon International
Model	Crescendo 33	Hull Type	Semi Displacement

DIMENSIONS

Length	32.62 M / 107'3"	Beam	7.00 M / 22'96"
Draft	2.37 M / 7'78"	Displacement	147.00 tonnes

MACHINERY

Engine Maker	MAN	Drive	Shaft
---------------------	-----	--------------	-------

32.62 M / 107'3"

MACHINERY

Number of Engines	2	Propulsion Mode	Diesel
Engine(s) power	1,400.00 hp	Engine(s) model	MANV121200CR
Heures moteur 1	4,170.00 H.	Heures moteur 2	4,170.00 H.
Main Generator Maker	Fisher Panda Overhauled	Main Generator Power	53.00 KW
Main Generator Hours	650.00 H.	Auxiliary Generator Maker	Fisher Panda Overhauled
Auxiliary Generator Power	53.00 KW	Auxiliary Generator Hours	650.00 H.
Stabilizer Type	Hydraulic Thins	Stabilizer Maker	ABT + 3 Gyroscopes zero speed
Water Maker	2X Idromar MC5	Water Maker Flow	500.00 l/H / 132.00 gal/H
AC type	Reverse Cycle AIRCO in each cabin		

PERFORMANCES

Cruising Speed	12.00 noeuds	Max Speed	18.00 noeuds
Range	1,680.00 NM	Cruising Speed for Range	10.00 noeuds

32.62 M / 107'3"

TANKAGES

Fuel	16,300.00 litres / 4,303.20 US gals	Water	3,250.00 litres / 858.00 US gals
Grey Water	840.00 litres / 221.76 US gals	Black Water	840.00 litres / 221.76 US gals

32.62 M / 107'3"



32.62 M / 107'3"



32.62 M / 107'3"



32.62 M / 107'3"



32.62 M / 107'3"



32.62 M / 107'3"



32.62 M / 107'3"



32.62 M / 107'3"



32.62 M / 107'3"



32.62 M / 107'3"



32.62 M / 107'3"



UPPER DECK

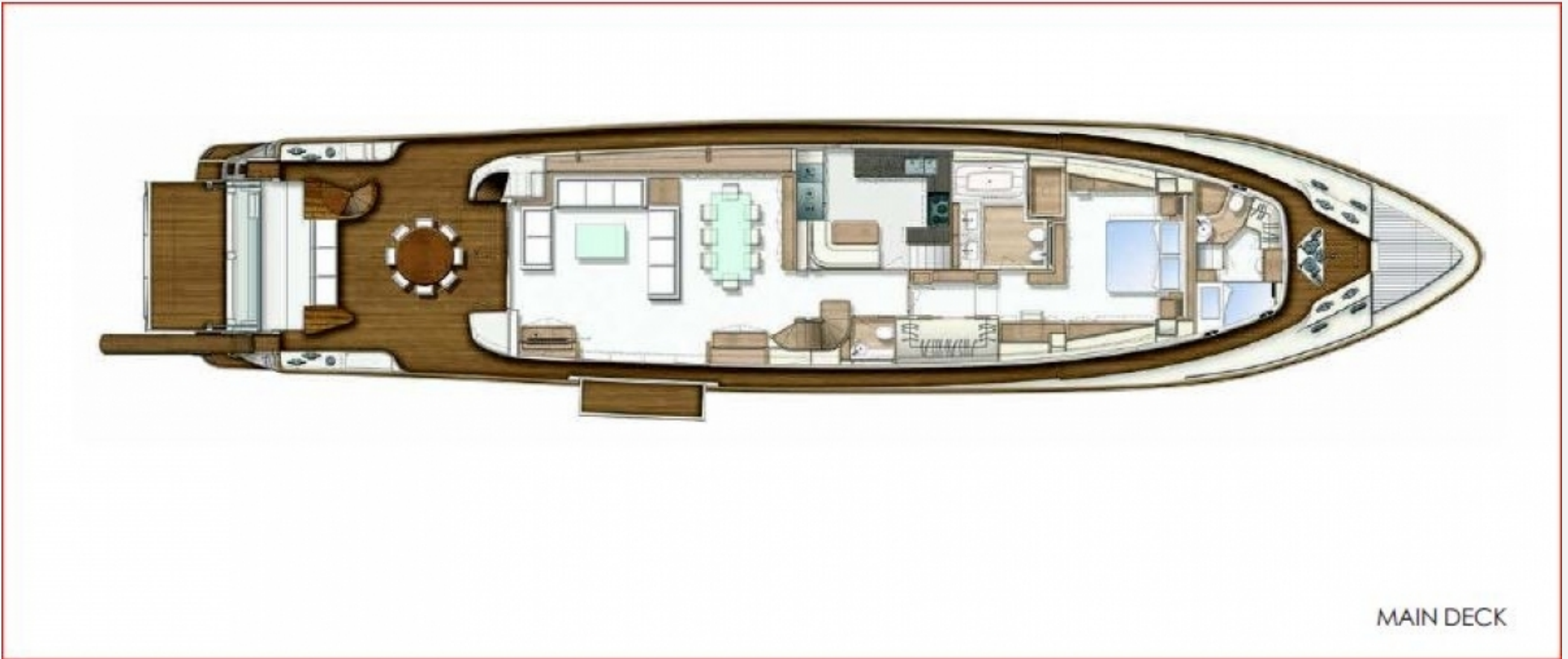
32.62 M / 107'3"



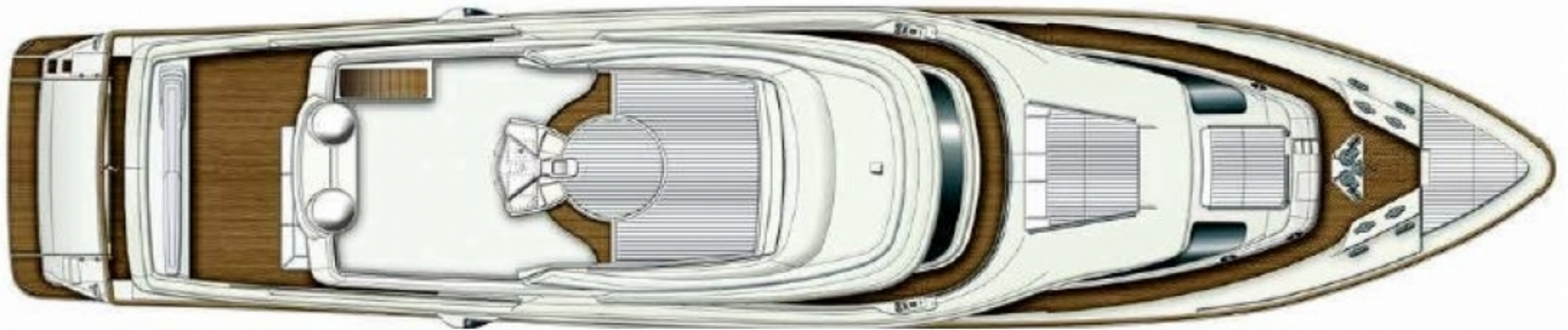
32.62 M / 107'3"



32.62 M / 107'3"



32.62 M / 107'3"



SUN DECK