

27.05 M / 88'75"



CARACTÉRISTIQUES PRINCIPALES

Builder**Designer**Wally / Ferretti Group /
A. Vallicelli & C.**Length**

27.05 M / 88'75"

Beam

7.66 M / 25'12"

Draft


2.00 M / 6'55"

Displacement

118.00 tonnes

POA


* Conversion approximative

 Adresse:

3 Rue de la Loge L-1945 Luxembourg

 Contact

Thomas Peltier • P: +352.27.40.99.90 • M: +352.621.326.323

 E-mail:

t.peltier@seastemia.com

27.05 M / 88'75"

SPÉCIFICATIONS

CERTIFICATION

Category	A
-----------------	---

BUILDER / DESIGNER

Builder	Designer	Wally / Ferretti Group / A. Vallicelli & C.
Naval Architect	Laurent Giles NA	

DIMENSIONS

Length	27.05 M / 88'75"	Beam	7.66 M / 25'12"
Draft	2.00 M / 6'55"	Displacement	118.00 tonnes

MACHINERY

Engine Maker	Volvo	Drive	Shaft
Number of Engines	4	Propulsion Mode	Diesel
Engine(s) type	Inboard	Engine(s) model	4 x Volvo Penta D13 IPS1050 800 mhp / 588 kW

27.05 M / 88'75"

PERFORMANCES

Max Speed

20.00 noeuds

Range

410.00 NM

TANKAGES

Fuel

12,000.00 litres / 3,168.00 US gals

Water

2,200.00 litres / 580.80 US gals

ACCOMODATIONS

Sleeps

8 guests

Courette

4 simple, 2 double

Bathroom

4

27.05 M / 88'75"



27.05 M / 88'75"



27.05 M / 88'75"




27.05 M / 88'75"



27.05 M / 88'75"




27.05 M / 88'75"



27.05 M / 88'75"



27.05 M / 88'75"



27.05 M / 88'75"



27.05 M / 88'75"



27.05 M / 88'75"



27.05 M / 88'75"




27.05 M / 88'75"



27.05 M / 88'75"




27.05 M / 88'75"



27.05 M / 88'75"



27.05 M / 88'75"



27.05 M / 88'75"



27.05 M / 88'75"



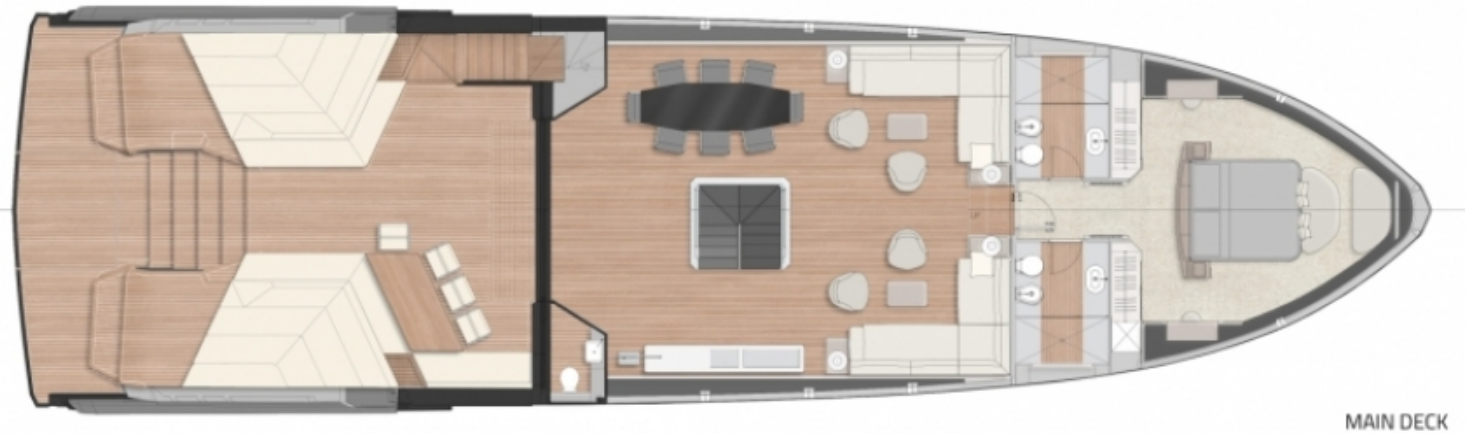
UPPER DECK

27.05 M / 88'75"

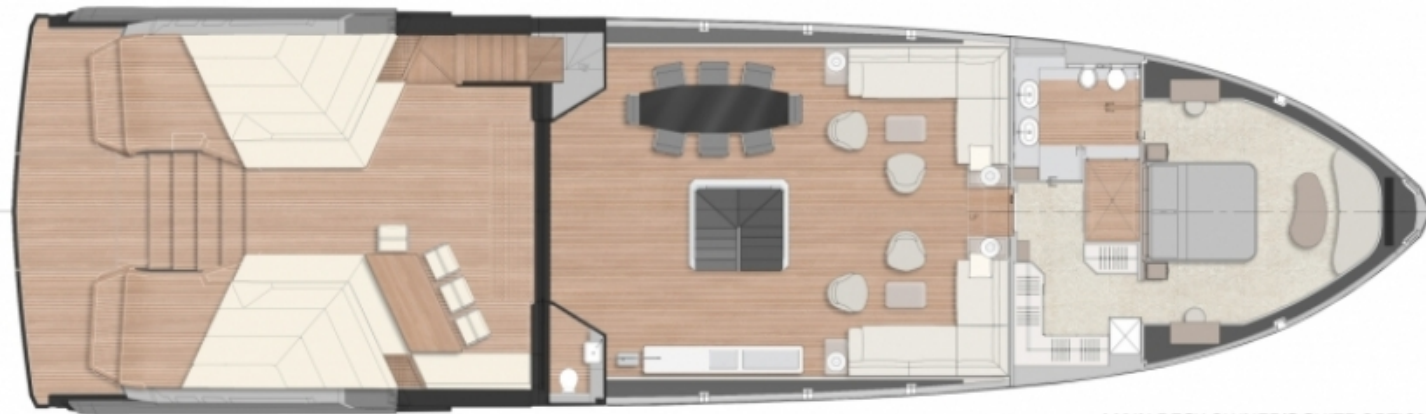


UPPER DECK DINING OPTION

27.05 M / 88'75"



27.05 M / 88'75"



MAIN DECK OWNER'S SUITE OPTION

27.05 M / 88'75"



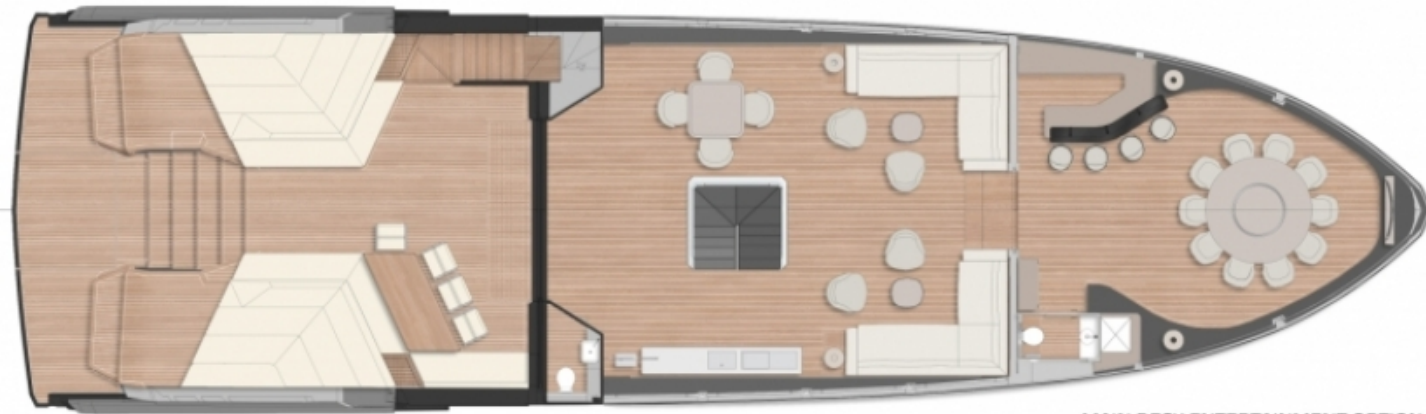
MAIN DECK SHOW KITCHEN OPTION 1

27.05 M / 88'75"



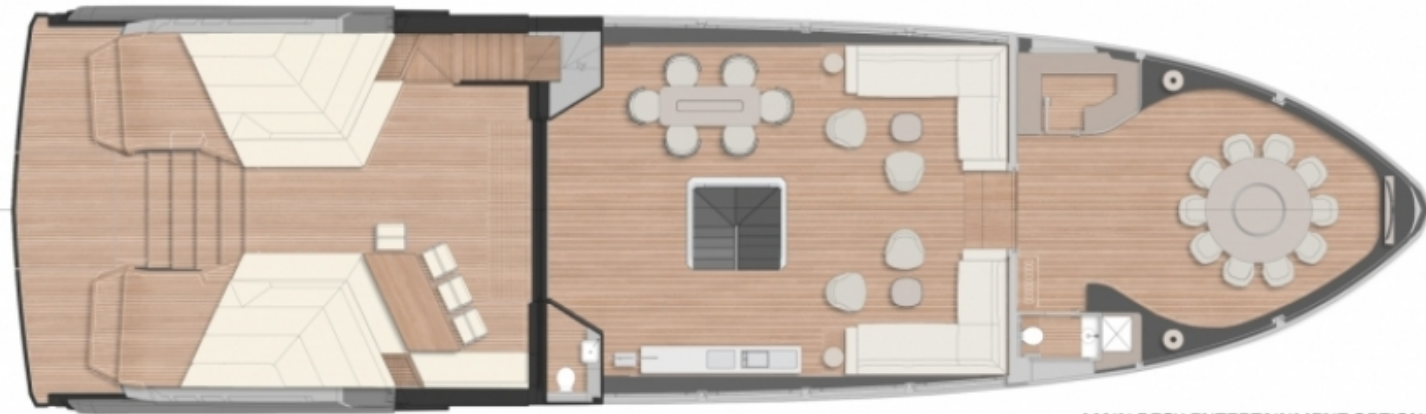
MAIN DECK SHOW KITCHEN OPTION 2

27.05 M / 88'75"



MAIN DECK ENTERTAINMENT OPTION 1

27.05 M / 88'75"



MAIN DECK ENTERTAINMENT OPTION 2

27.05 M / 88'75"



27.05 M / 88'75"



LOWER DECK 4 CABIN