




## MAIN CHARACTERISTICS

<b>Builder</b>	Ferretti Yachts
<b>Built Year</b>	2012
<b>Length</b>	24.70 M / 81'4"
<b>Beam</b>	6.28 M / 20'60"
<b>Draft</b>	1.85 M / 6'7"
<b>Lying</b>	Golfe Juan
<b>Registry</b>	Malta
<b>Tax Status</b>	Excl

# POA


\* Approximate price conversion

 Address:

3 Rue de la Loge L-1945 Luxembourg

 Contact

Thomas Peltier • P: +352.27.40.99.90 • M: +352.621.326.323

 E-mail:

t.peltier@seastemia.com

## DESCRIPTION

---

This Ferretti 800 is beautifully decorated and provides a different interior combination, with a lower deck having the crew members to fore and therefore allowing for larger space for the guests to enjoy the yacht. Besides the spacious full beam master cabin, this four cabins motoryacht include two VIP guest cabins and another guest cabin. Each cabin has its own ensuite head. From the spacious salon with very large windows, you have a fantastic view over the sea. The galley has been placed directly forward of the raised helm in a practical U-shape. Between the galley is a bar counter where two or three people can sit on stools and chat with the chef, or have a snack. From the galley, you can enter the two crew cabins at the bow. For night running, the galley can be closed, as well as can be the dinette. On the flybridge there is a large dining area with a U-shaped table, a grill area with fridge and a bar with 2 stools. In the back of the fly bridge where is usually located the tender, we will find 2 comfortable lounge chairs with a parasol and a Jacuzzi. There is also a large sundeck towards the stern.

## SPECIFICATIONS

## BOAT DETAILS

<b>Built Year</b>	2012	<b>Lying</b>	Golfe Juan
<b>Registry</b>	Malta	<b>Tax Status</b>	Excl

## BUILDER / DESIGNER

<b>Builder</b>	Ferretti Yachts
----------------	-----------------

## DIMENSIONS

<b>Length</b>	24.70 M / 81'4"	<b>Beam</b>	6.28 M / 20'60"
<b>Draft</b>	1.85 M / 6'7"		

## MACHINERY

<b>Engine Maker</b>	MTU	<b>Drive</b>	Shaft
<b>Number of Engines</b>	2	<b>Propulsion Mode</b>	Diesel
<b>Engine(s) type</b>	Inboard	<b>Engine(s) power</b>	1,948.00 hp



Address:

3 Rue de la Loge L-1945 Luxembourg



Contact

Thomas Peltier • P: +352.27.40.99.90 • M: +352.621.326.323



E-mail:

t.peltier@seastemia.com

## MACHINERY

**Engine(s) model** MTU 12v 1948 hp

## PERFORMANCES

**Cruising Speed** 24.00 knots

**Max Speed** 30.00 knots

## ACCOMODATIONS

**Sleeps** 8 guests

**Crew** 3

**Crew Berths** 3

## RECREATIONAL EQUIPMENT

- Tender
- Jet ski
- 2 Paddles
- Snorkeling equipment























Address:

3 Rue de la Loge L-1945 Luxembourg



Contact

Thomas Peltier • P: +352.27.40.99.90 • M: +352.621.326.323



E-mail:

t.peltier@seastemia.com





