



MAIN CHARACTERISTICS

Length 29.90 M / 98'9"


Beam 6.70 M / 21'98"

Draft 2.26 M / 7'41"


Displacement 99.00 tons

POA


* Approximate price conversion

 Address:

3 Rue de la Loge L-1945 Luxembourg

 Contact

Thomas Peltier • P: +352.27.40.99.90 • M: +352.621.326.323

 E-mail:

t.peltier@seastemia.com

DESCRIPTION

The majestic spearhead is impossible to ignore; so easy to desire. The very name of the 100' Corsaro hints at a daring and powerful buccaneer, full of the pioneering promise of its predecessors, to the joy and passion of yacht owners and enthusiasts. With looks as sharp as a spearhead and with its majestic spaces and liveability, this is a new maxi flybridge as only Riva could design, combining the thrill of sporty performance with the pleasure afforded by pure luxury. The 100' Corsaro is the successor to many legendary yachts, a perfect blend of comfort, performance, style, technology, design and safety. And that extra special touch of class, the essence of Riva. A quick glance reveals the many features that immediately remain impressed in your mind, starting with the massive amount of space, including a huge private area for the owner on the main deck with a wide body master suite, as well as four suites below deck, and a generous totally customisable sundeck. The large, attractive windows stretch along the hull and superstructure, giving this yacht unforgettable impact and offering wide-angle panoramic views from inside.

SPECIFICATIONS

DIMENSIONS

| | | | |
|---------------|-----------------|---------------------|-----------------|
| Length | 29.90 M / 98'9" | Beam | 6.70 M / 21'98" |
| Draft | 2.26 M / 7'41" | Displacement | 99.00 tons |

MACHINERY

| | | | |
|--------------------------|-------------|------------------------|------------------|
| Engine Maker | MTU | Drive | Shaft |
| Number of Engines | 2 | Propulsion Mode | Diesel |
| Engine(s) power | 2,638.00 hp | Engine(s) model | MTU 12V2000 M96L |

PERFORMANCES

| | | | |
|-----------------------|-------------|------------------|-------------|
| Cruising Speed | 24.00 knots | Max Speed | 28.00 knots |
| Range | 300.00 NM | | |

TANKAGES

| | | | |
|-------------|------------------------------------|--------------|----------------------------------|
| Fuel | 9,000.00 liters / 2,376.00 US gals | Water | 1,320.00 liters / 348.48 US gals |
|-------------|------------------------------------|--------------|----------------------------------|

ACCOMODATIONS

| | | | |
|--------------------|-----------|---------------|--------------------|
| Sleeps | 10 guests | Berths | 2 simple, 4 double |
| Bathroom | 5 | Crew | 4 |
| Crew Berths | 4 | | |

