



MAIN CHARACTERISTICS

Builder	Wally
Designer	Wally / Ferretti Group / A. Vallicelli & C.
Length	27.05 M / 88'75"
Beam	7.66 M / 25'12"
Draft	2.00 M / 6'55"
Displacement	118.00 tons

POA

* Approximate price conversion

 Address:

3 Rue de la Loge L-1945 Luxembourg

 Contact

Thomas Peltier • P: +352.27.40.99.90 • M: +352.621.326.323

 E-mail:

t.peltier@seastemia.com

DESCRIPTION

Wally's futuristic-looking 27-meter (88' 9") WHY200 is a cool new "space" ship in more ways than one. Providing a ground-breaking owner's suite in the bow and delivering up to 50% more living space than traditional yachts of its length but without making the speed concessions of a displacement yacht, it offers a solution you'll want to get on board with. The WHY200 is the first Wally Hybrid Yacht: optimised for both full- and semi-displacement cruising, it sits perfectly between the voluminous but slower full displacement yachts and the restricted but rapid planing yachts. Combining advanced naval architecture and an adaptive multi-propulsion system, the WHY200 has been designed to cruise at an impressive 20 knots in hyper displacement mode, providing more time to explore further afield and to reduce duration underway between anchorages or trips into port. The WHY200 will debut at the Ferretti Group Private Preview in Monaco at the beginning of September 2021.

SPECIFICATIONS

CERTIFICATION

Category	A
-----------------	---

BUILDER / DESIGNER

Builder	Wally	Designer	Wally / Ferretti Group / A. Vallicelli & C.
Naval Architect	Laurent Giles NA		

DIMENSIONS

Length	27.05 M / 88'75"	Beam	7.66 M / 25'12"
Draft	2.00 M / 6'55"	Displacement	118.00 tons

MACHINERY

Engine Maker	Volvo	Drive	Shaft
Number of Engines	4	Propulsion Mode	Diesel
Engine(s) type	Inboard	Engine(s) model	4 x Volvo Penta D13 IPS1050 800 mhp / 588 kW

PERFORMANCES

Max Speed	20.00 knots	Range	410.00 NM
------------------	-------------	--------------	-----------

TANKAGES

Fuel	12,000.00 liters / 3,168.00 US gals	Water	2,200.00 liters / 580.80 US gals
-------------	-------------------------------------	--------------	----------------------------------

ACCOMODATIONS

Sleeps	8 guests	Berths	4 simple, 2 double
Bathroom	4		

RECREATIONAL EQUIPMENT

two garages for up to 4,05-m tender/waverunner
 Standard hydraulic folding bulwarks
 Standard Transformer platform


27.05 M / 88'75"




















27.05 M / 88'75"

















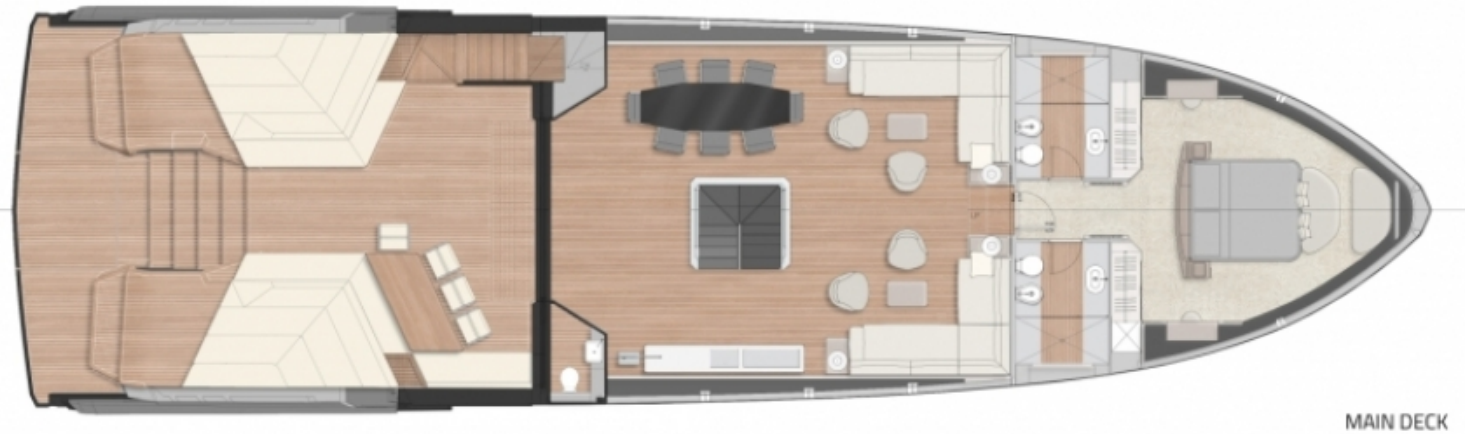


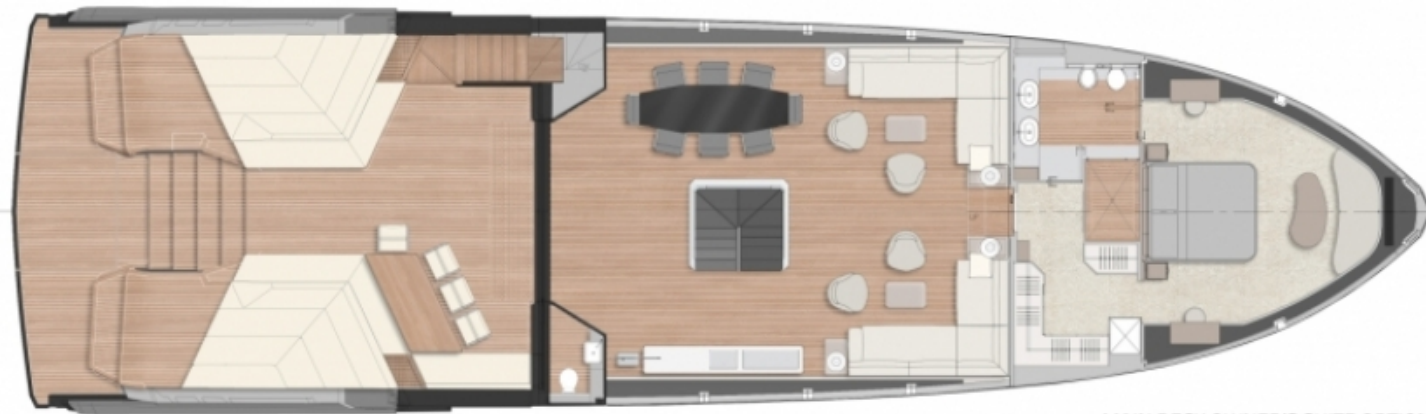




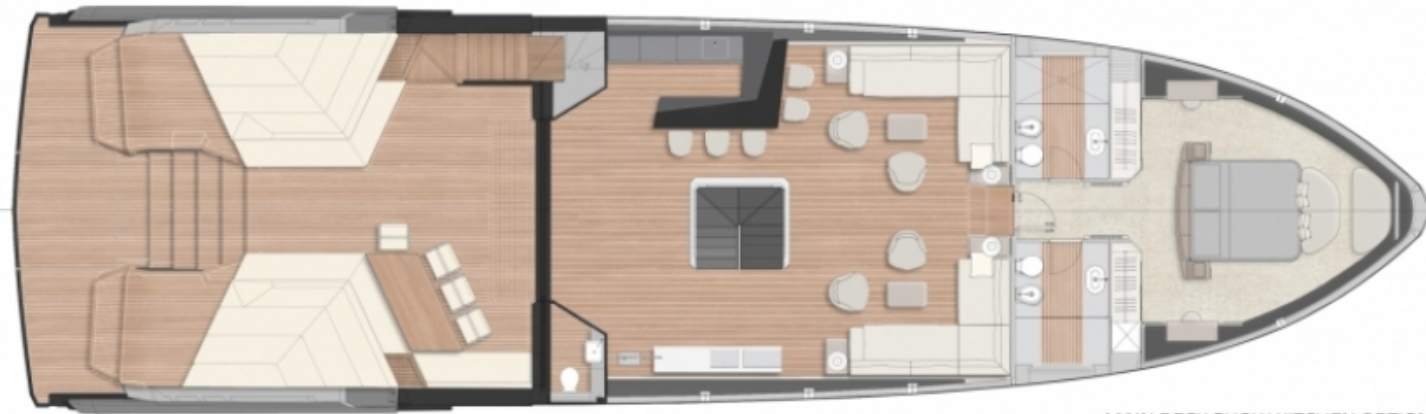


UPPER DECK DINING OPTION





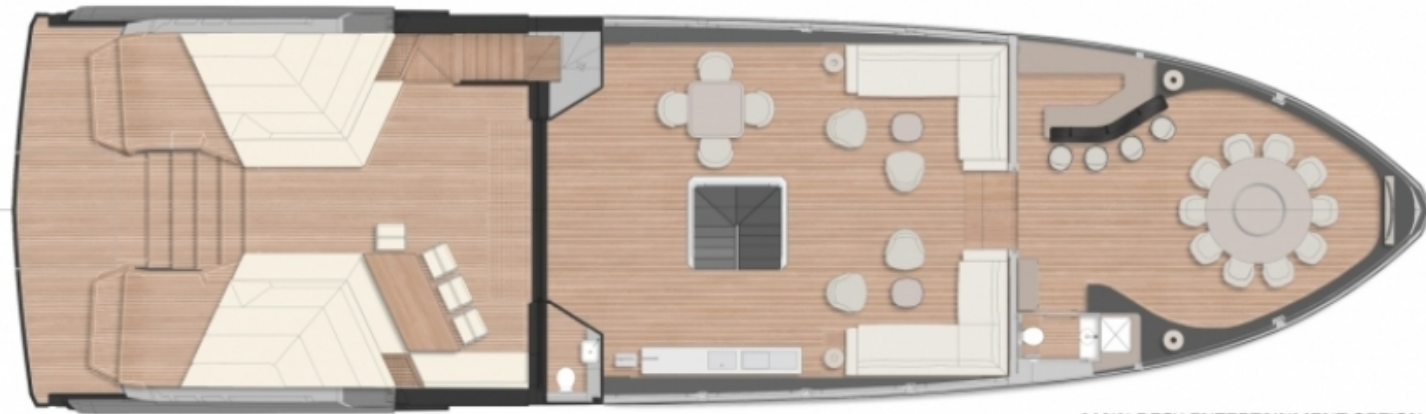
MAIN DECK OWNER'S SUITE OPTION



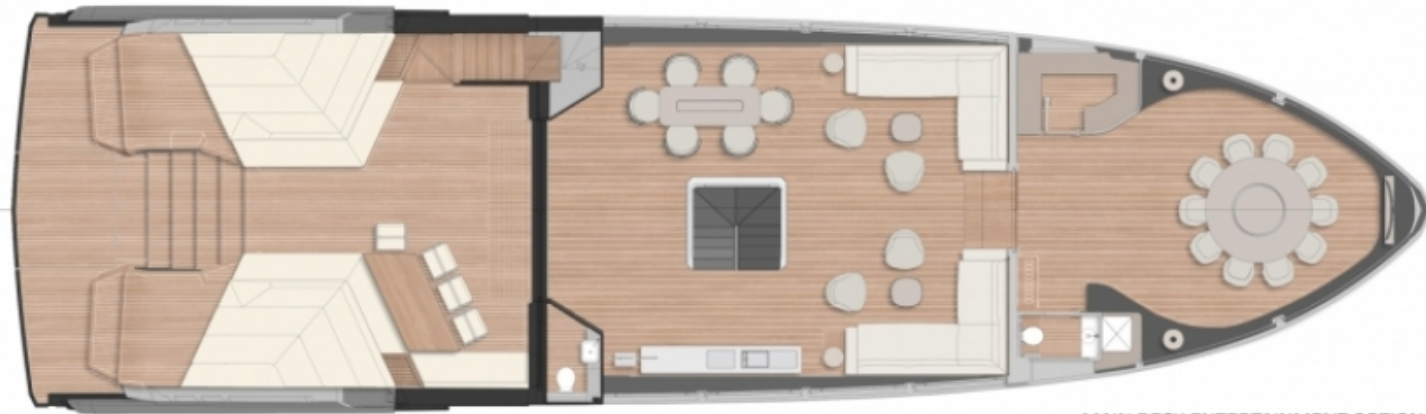
MAIN DECK SHOW KITCHEN OPTION 1



MAIN DECK SHOW KITCHEN OPTION 2



MAIN DECK ENTERTAINMENT OPTION 1



MAIN DECK ENTERTAINMENT OPTION 2



LOWER DECK



LOWER DECK 4 CABIN