

18.82 M / 61'75"



CARACTÉRISTIQUES PRINCIPALES

Builder**Designer**

Itama Shipyard

Built Year

2006

Length

18.82 M / 61'75"

Beam

4.75 M / 15'58"

Draft

1.71 M / 5'61"

Displacement


22.50 tonnes

Registry

France

595,000 EUR 617,348 USD*


* Conversion approximative

 Adresse:

3 Rue de la Loge L-1945 Luxembourg

 Contact

Thomas Peltier • P: +352.27.40.99.90 • M: +352.621.326.323

 E-mail:

t.peltier@seastemia.com

SPÉCIFICATIONS

DÉTAILS DU BATEAU

Boat Status	Brokerage	Built Year	2006
Registry	France		

BUILDER / DESIGNER

Builder		Designer	Itama Shipyard
Model	ITAMA 55	Hull Type	Planning Hull

DIMENSIONS

Length	18.82 M / 61'75"	Beam	4.75 M / 15'58"
Draft	1.71 M / 5'61"	Displacement	22.50 tonnes

MACHINERY

Number of Engines	2	Propulsion Mode	Diesel
Engine(s) type	Inboard	Engine(s) power	1,360.00 hp

18.82 M / 61'75"

MACHINERY

Engine(s) model	MAN V12 CR	Heures moteur 1	938.00 H.
Heures moteur 2	938.00 H.	Gearboxes/Transmission	Shaft drive
Main Generator Maker	MASE	Auxiliary Generator Maker	1068
AC type	CONDARIA 7501	AC capacity	30,000.00 BTU

PERFORMANCES

Cruising Speed	32.00 noeuds	Max Speed	40.00 noeuds
Range	280.00 NM		

TANKAGES

Fuel	3,250.00 litres / 858.00 US gals	Water	700.00 litres / 184.80 US gals
-------------	----------------------------------	--------------	--------------------------------

ACCOMODATIONS

Sleeps	6 guests	Courette	2 simple, 2 double
Bathroom	3	Crew	1
Crew Berths	1		

18.82 M / 61'75"



18.82 M / 61'75"



18.82 M / 61'75"





18.82 M / 61'75"



18.82 M / 61'75"



18.82 M / 61'75"



18.82 M / 61'75"

