

16.02 M / 52'56"



CARACTÉRISTIQUES PRINCIPALES

Builder	Ferretti Yachts
Designer	Ferretti and Zucon international
Built Year	2009
Length	16.02 M / 52'56"
Beam	4.94 M / 16'21"
Draft	1.44 M / 4'71"
Displacement	48.00 tonnes

510,000 EUR 529,156 USD*

* Conversion approximative

🏠 Adresse:

3 Rue de la Loge L-1945 Luxembourg

📞 Contact

Thomas Peltier • P: +352.27.40.99.90 • M: +352.621.326.323

✉ E-mail:

t.peltier@seastemia.com

16.02 M / 52'56"

SPÉCIFICATIONS

DÉTAILS DU BATEAU

Built Year	2009
-------------------	------

CERTIFICATION

Certification	RINA	Category	A
----------------------	------	-----------------	---

Compliance	B + F + AA (Sound emissions)
-------------------	------------------------------

BUILDER / DESIGNER

Builder	Ferretti Yachts	Designer	Ferretti and Zucon international
----------------	-----------------	-----------------	----------------------------------

DIMENSIONS

Length	16.02 M / 52'56"	Beam	4.94 M / 16'21"
---------------	------------------	-------------	-----------------

Draft	1.44 M / 4'71"	Displacement	48.00 tonnes
--------------	----------------	---------------------	--------------

MACHINERY

Engine Maker	MAN	Drive	Shaft
---------------------	-----	--------------	-------

16.02 M / 52'56"

MACHINERY

Number of Engines	2	Propulsion Mode	Diesel
Engine(s) type	Inboard	Engine(s) power	800.00 hp
Engine(s) model	MAN R6 800CR	Heures moteur 1	220.00 H.
Heures moteur 2	220.00 H.	Main Generator Maker	KOHLER
Main Generator Power	17.00 KW	Main Generator Hours	250.00 H.

PERFORMANCES

Cruising Speed	26.00 noeuds	Max Speed	30.00 noeuds
Range	270.00 NM	Cruising Speed for Range	26.00 noeuds

TANKAGES

Fuel	2,040.00 litres / 538.56 US gals	Water	710.00 litres / 187.44 US gals
-------------	----------------------------------	--------------	--------------------------------

ACCOMODATIONS

Sleeps	6 guests	Couquette	2 simple, 2 double
---------------	----------	------------------	--------------------

16.02 M / 52'56"

ACCOMODATIONS

Bathroom	2	Crew	1
Crew Berths	1		

16.02 M / 52'56"




16.02 M / 52'56"



16.02 M / 52'56"



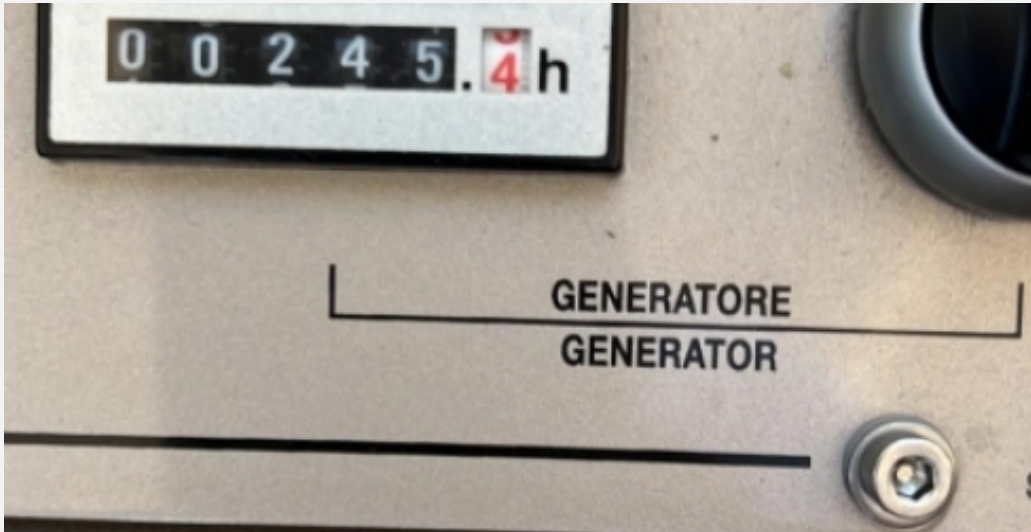
16.02 M / 52'56"



16.02 M / 52'56"



16.02 M / 52'56"



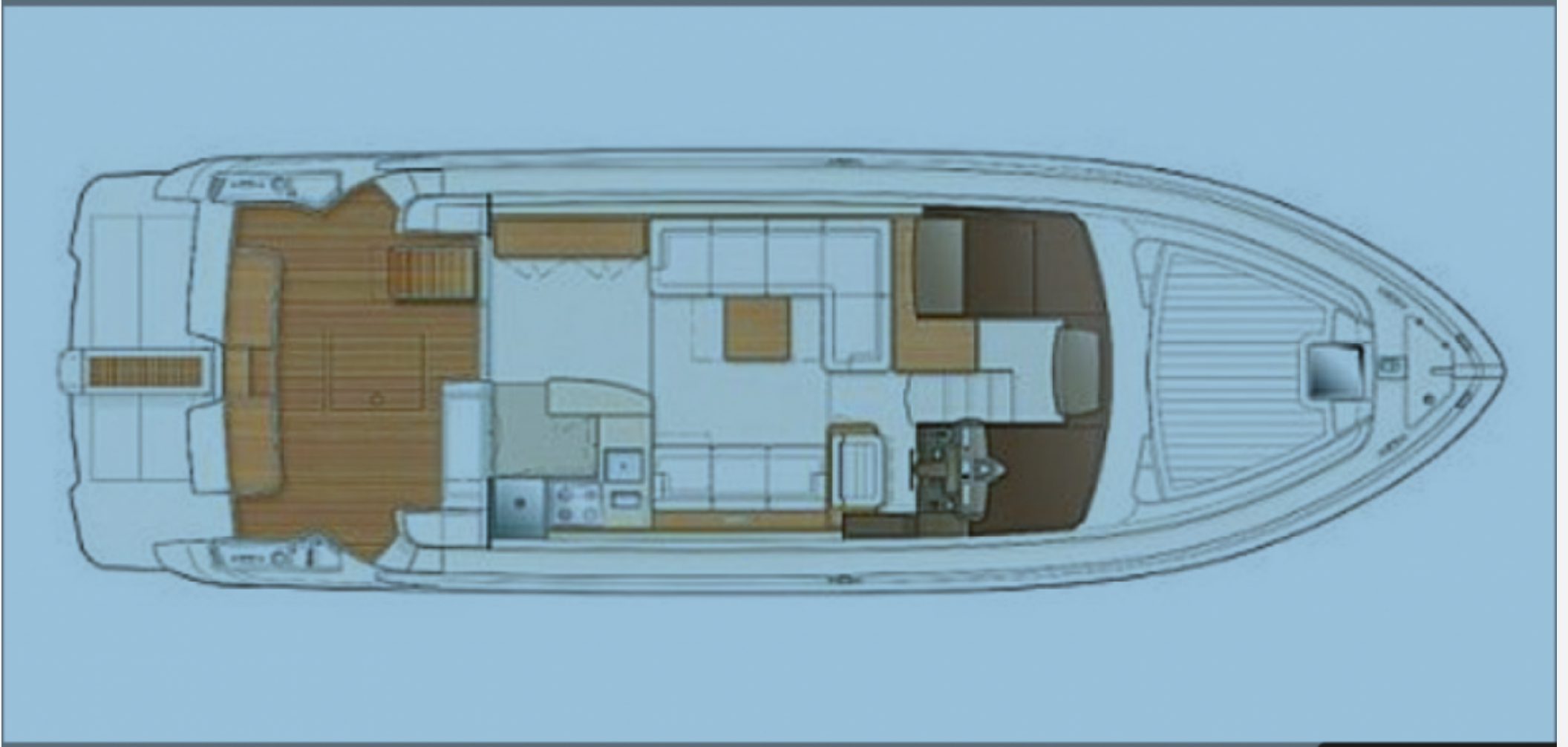
16.02 M / 52'56"



16.02 M / 52'56"



16.02 M / 52'56"



16.02 M / 52'56"

