

19.57 M / 64'20"



CARACTÉRISTIQUES PRINCIPALES

Builder	Riva
Built Year	2013
Length	19.57 M / 64'20"
Beam	4.80 M / 15'75"
Draft	1.60 M / 5'25"
Displacement	32.89 tonnes
Registry	Autriche

1,490,000 EUR 1,545,964 USD*

* Conversion approximative

🏠 Adresse:

3 Rue de la Loge L-1945 Luxembourg

📞 Contact

Thomas Peltier • P: +352.27.40.99.90 • M: +352.621.326.323

✉ E-mail:

t.peltier@seastemia.com

SPÉCIFICATIONS

DÉTAILS DU BATEAU

Built Year	2013	Registry	Autriche
-------------------	------	-----------------	----------

CERTIFICATION

Certification	RINA	Category	A
Compliance	RINA module B+F+Aa+		

BUILDER / DESIGNER

Builder	Riva
----------------	------

DIMENSIONS

Length	19.57 M / 64'20"	Beam	4.80 M / 15'75"
Draft	1.60 M / 5'25"	Displacement	32.89 tonnes

MACHINERY

Engine Maker	MAN	Drive	V-Drive
---------------------	-----	--------------	---------

19.57 M / 64'20"

MACHINERY

Number of Engines	2	Propulsion Mode	Diesel
Engine(s) power	1,360.00 hp	Engine(s) model	MAN D2842 LE423 common rail
Heures moteur 1	590.00 H.	Heures moteur 2	590.00 H.
Main Generator Maker	Kohler	Main Generator Power	13.00 KW
Main Generator Hours	830.00 H.	Auxiliary Generator Maker	kohler
Auxiliary Generator Power	13.00 KW	Auxiliary Generator Hours	830.00 H.
Water Maker	Idromar	Water Maker Flow	160.00 l/H / 42.24 gal/H

PERFORMANCES

Cruising Speed	35.00 noeuds	Max Speed	40.00 noeuds
Range	270.00 NM	Cruising Speed for Range	35.00 noeuds

TANKAGES

Fuel	3,200.00 litres / 844.80 US gals	Water	660.00 litres / 174.24 US gals
-------------	----------------------------------	--------------	--------------------------------

19.57 M / 64'20"

ACCOMODATIONS

Sleeps	6 guests	Couchette	2 simple, 2 double
Bathroom	3	Crew	1
Crew Berths	1		

19.57 M / 64'20"



19.57 M / 64'20"




19.57 M / 64'20"



19.57 M / 64'20"



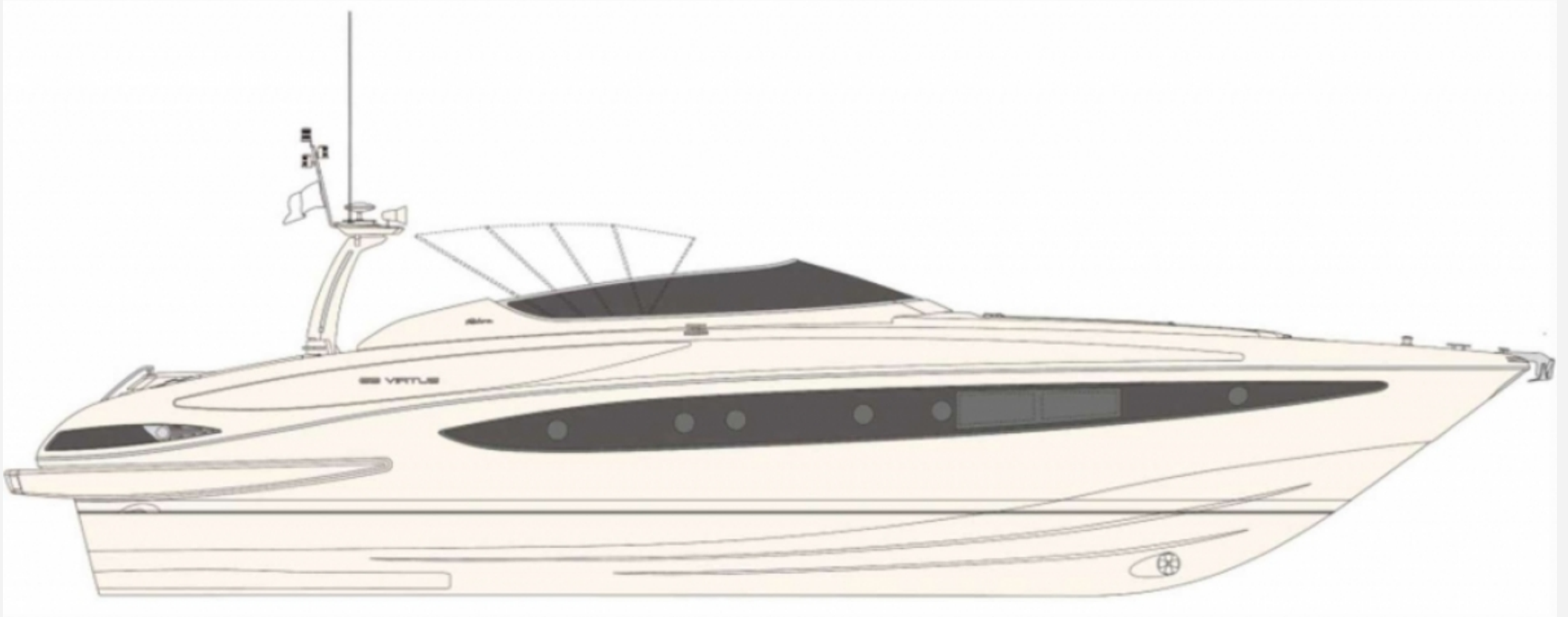
19.57 M / 64'20"



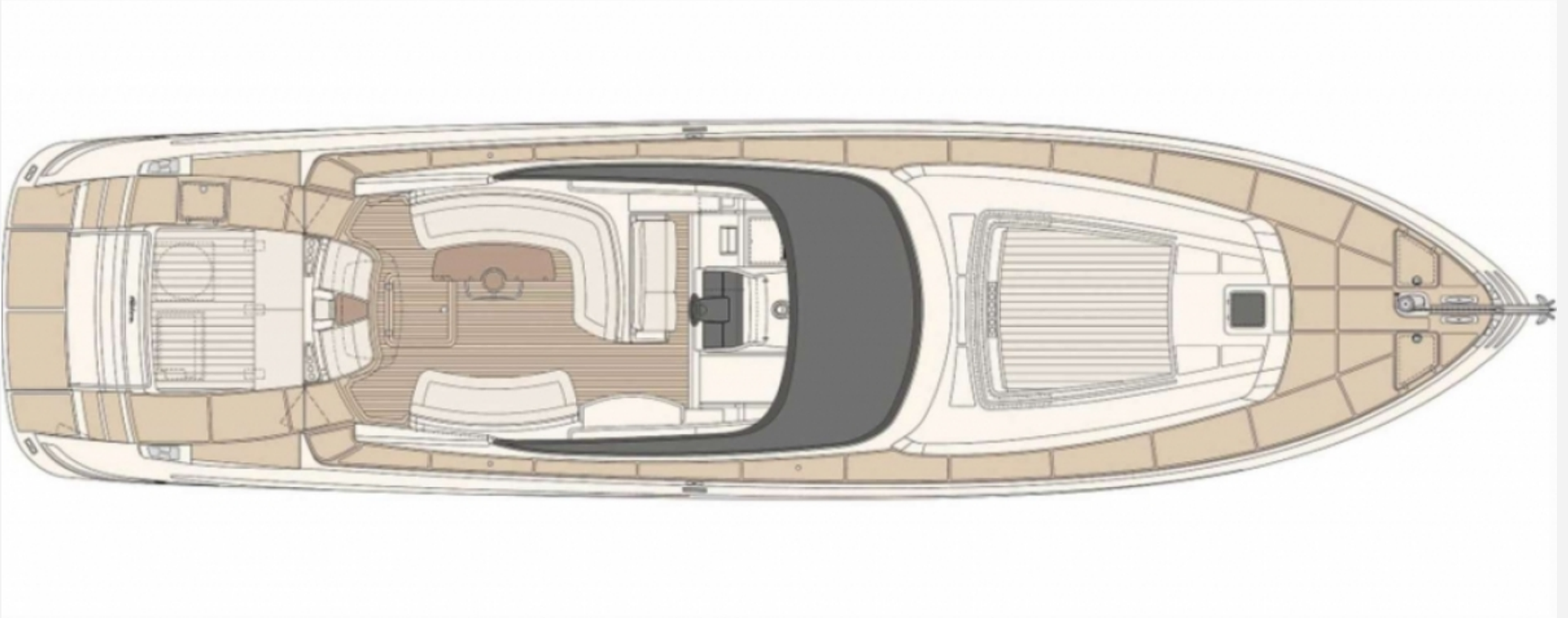
19.57 M / 64'20"



19.57 M / 64'20"



19.57 M / 64'20"



19.57 M / 64'20"

