

10.07 M / 33'3"




CARACTÉRISTIQUES PRINCIPALES


Length	10.07 M / 33'3"
Beam	2.80 M / 9'18"
Draft	0.96 M / 3'14"
Displacement	5.25 tonnes

POA


* Conversion approximative

 Adresse:

3 Rue de la Loge L-1945 Luxembourg

 Contact

Thomas Peltier • P: +352.27.40.99.90 • M: +352.621.326.323

 E-mail:

t.peltier@seastemia.com

DESCRIPTION

The Aquariva or the legend of an Iconic name, born in the 50's on Iseo Italian Lake but built to stand on the Mediteranean sea, she is probably the most known Riva of all Riva fleet, the model from where the story started. After having been owned by Brigitte Bardot, she expanded rapidly all along the French and Italian Riviera as a pure symbol of Luxury and elegance, Its spirit of strong built sea abilities powered by twin strong engines all in a refined body of chromes and Mohagony participated to made her the worlwide reference of the excellence and unicity on what a Runabout should ultimately be, owning an aquariva is much more than just enjoying day cruising and yachting it an a style of life... The Aquariva Super or the legend of an Iconic name, direct descendant of the legendary Acquarama born in the 50's on Iseo Italian Lake but built to stand on the Mediteranean sea, she is probably the most known Riva of all Riva fleet, the model from where the story started thanks to Carlo Riva. After having been owned by so many important people in our planet such as the Sha of Iran, Sean Connery or Brigitte Bardot, she expanded all over the French and Italian Riviera as a pure symbol of Luxury and elegance. Its proven U shape hull set the standard of her built to cruise yacht sea abilities, powered by twin strong Yanmar engines all in a refined body of chromes and Mohagony, this combinaison participated to made her the worlwide reference of the excellence and unicity on what a Runabout should ultimately be. Owning an Aquariva Super is much more than just enjoying day cruising and yachting, it an a style of life, which defines you...

10.07 M / 33'3"

SPÉCIFICATIONS

DIMENSIONS

ACCOMODATIONS

Length 10.07 M / 33'3"**Sleeps** 2 guests**Beam** 2.80 M / 9'18"**Courette** 1 double

MACHINERY

Engine Maker**Drive**

Shaft

Number of Engines

2

Propulsion Mode

Diesel

Engine(s) type

Inboard

Engine(s) power

370.00 hp

Engine(s) model

Yanmar 8LV

Gearboxes/Transmission

ZF

PERFORMANCES

Cruising Speed

36.00 noeuds

Max Speed

41.50 noeuds

Range

150.00 NM

TANKAGES

Fuel

480.00 litres / 126.72 US gals

Water

130.00 litres / 34.32 US gals

10.07 M / 33'3"



10.07 M / 33'3"



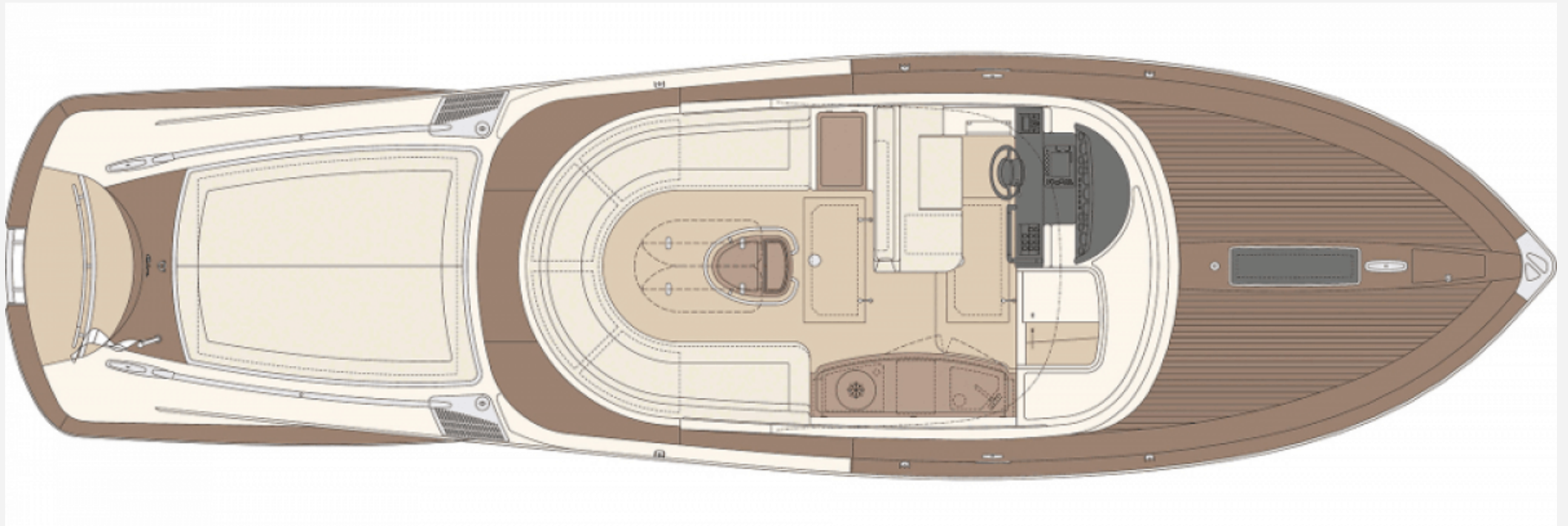
10.07 M / 33'3"



10.07 M / 33'3"



10.07 M / 33'3"



10.07 M / 33'3"

