

45.70 M / 149'93"



CARACTÉRISTIQUES PRINCIPALES

Builder**Designer**Luca Bassani / Santa
Maria Magnolfi**Length**

45.70 M / 149'93"

Beam

9.15 M / 30'1"

Draft


4.50 M / 14'75"

Displacement

187.00 tonnes

POA


* Conversion approximative

 Adresse:

3 Rue de la Loge L-1945 Luxembourg

 Contact

Thomas Peltier • P: +352.27.40.99.90 • M: +352.621.326.323

 E-mail:

t.peltier@seastemia.com

45.70 M / 149'93"

SPÉCIFICATIONS

RIG & SAIL

Total Sail Area	936.00 m ² / 10,075.00 sqft.
------------------------	---

CERTIFICATION

Certification	RINA
----------------------	------

BUILDER / DESIGNER

Builder	Designer	Luca Bassani / Santa Maria Magnolfi
Naval Architect	judel/vrolijk & co	

DIMENSIONS

Length	45.70 M / 149'93"	Beam	9.15 M / 30'1"
Draft	4.50 M / 14'75"	Displacement	187.00 tonnes

MACHINERY

Engine Maker	Caterpillar	Engine(s) power	660.00 hp
---------------------	-------------	------------------------	-----------

45.70 M / 149'93"

MACHINERY

Main Generator Maker Onan

ACCOMODATIONS

Sleeps	8 guests	Courette	4 simple, 2 double
Bathroom	4	Crew	7
Crew Berths	7		


45.70 M / 149'93"



45.70 M / 149'93"



45.70 M / 149'93"



45.70 M / 149'93"



45.70 M / 149'93"



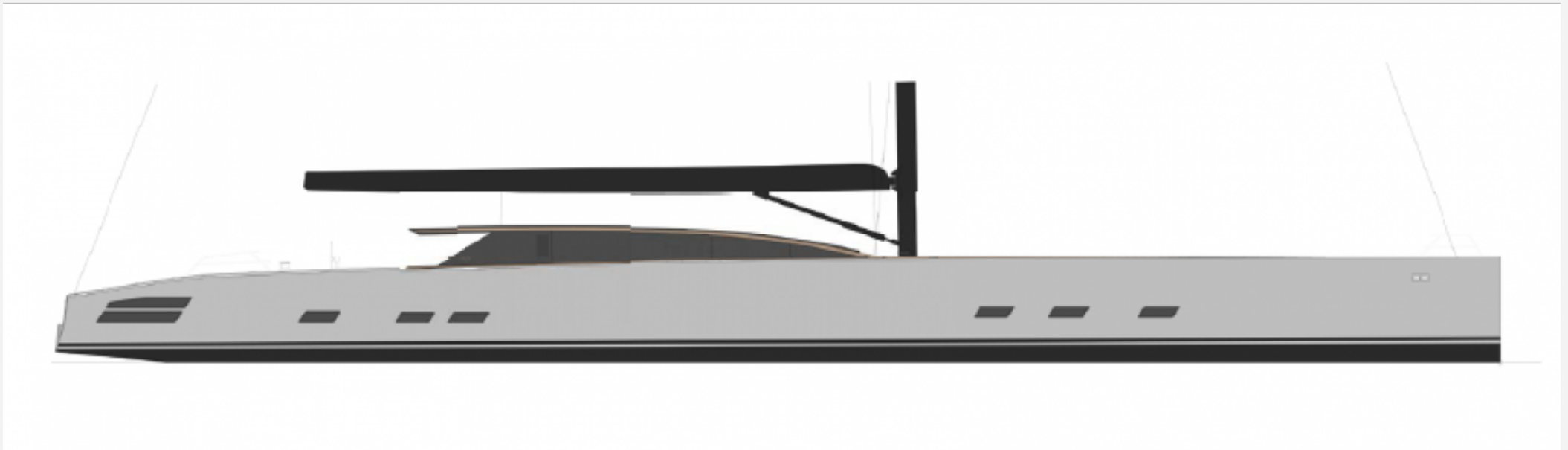
45.70 M / 149'93"



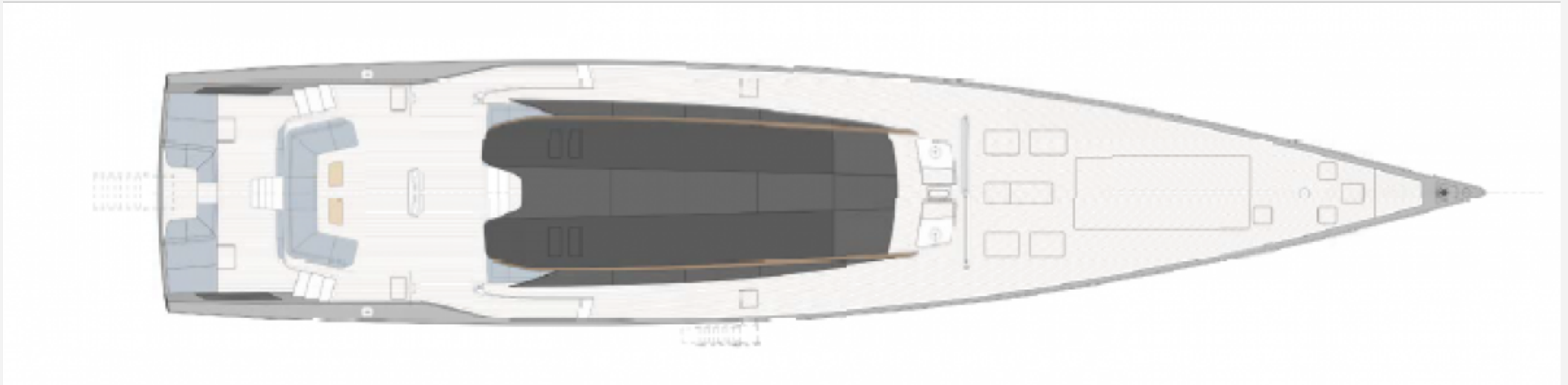
45.70 M / 149'93"



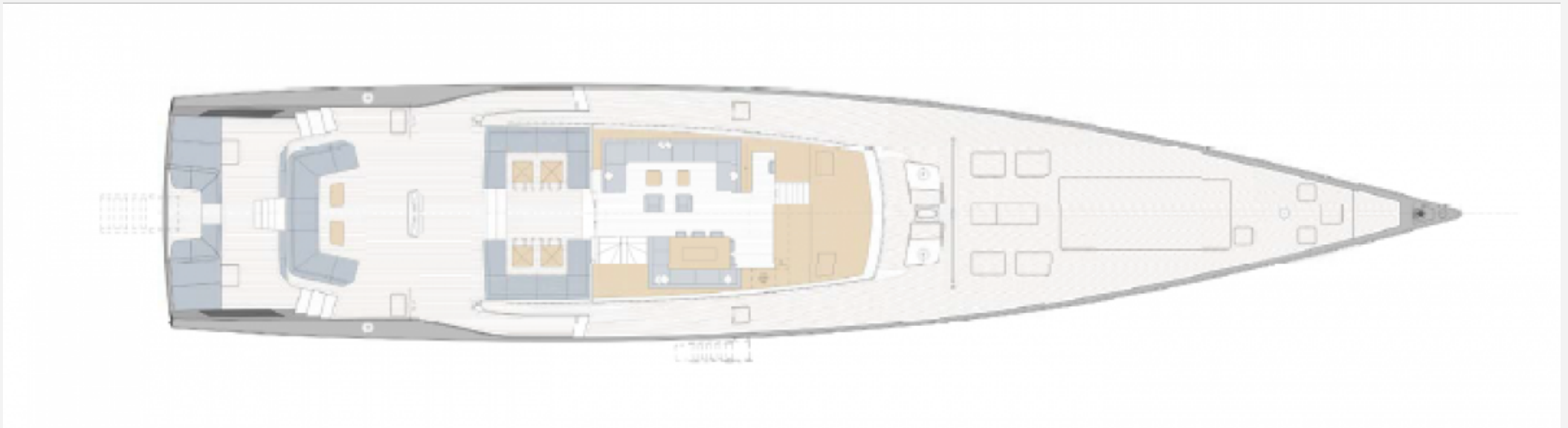
45.70 M / 149'93"



45.70 M / 149'93"



45.70 M / 149'93"



45.70 M / 149'93"



45.70 M / 149'93"



45.70 M / 149'93"

